

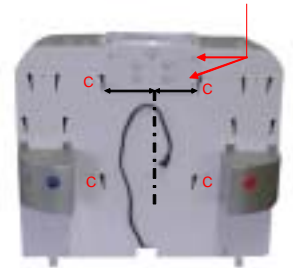
DIVINIRIS ON GEORGIA TABLE TOP Installation Manual




1. Présenter votre machine
1. Prepare your machine




2. Enlever tous les composants
2. Remove all the components



3. Placer la plaque au milieu
3. Place the plastic plate in the middle



4. Brancher le fil derrière la machine
4. Plug the wire behind the machine



5. Fixer les encoches sur la machine
5. Fix the plastic part on the machine

x 2  4 x 50 mm



6. Fixer la machine avec 2 vis
6. Fix the machine with 2 screws



7. Votre machine est prête
7. Your machine is ready